**Special tools required:**

- 64 1 451
- 64 1 456
- 64 1 457
- 64 1 458

**Warning!**

When handling cleaning agent, observe following protection measures:


Wear protective rubber gloves and protective goggles.

If cleaning agent comes into contact with eyes or skin, wash immediately with lots of water.


**Caution!**

To avoid dirtying vehicle interior:

- Close all air vents.
- Switch air conditioner to recirculated air mode.
- Cover carpet in work area.

**Recycling:**

Carry out the cleaning operation in a suitable washing bay as the emerging cleaning agent escapes through the drain openings in the transmission tunnel.



*Note:*

For more information on cleaning agent, refer to Service Information.


For further information on spray apparatus, refer to Special Tools/Equipment Service Information.



*Note:*


Make sure the cleaning agent can escape freely from the drain openings. If necessary, remove rear underbody protection.

Remove limit switch for heater - A/C fan.




Secure adapter for spray lance 64 1 457 with screws (1) of limit switch for heater - A/C fan.

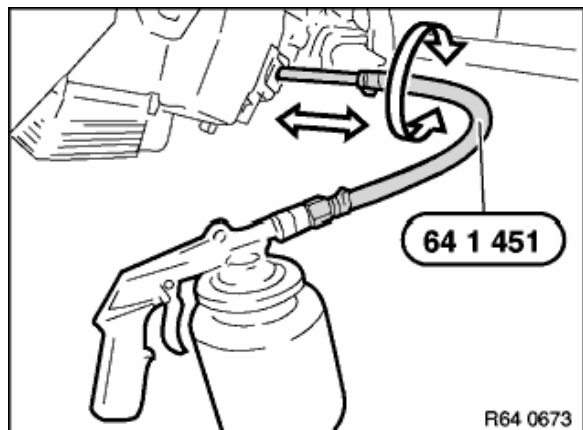
Seal opening (B) with plug for adapter 64 1 458 .



Insert spray lance 64 1 451 in direction of arrow and secure with fixture for spray lance 64 1 456 .



Insert travel limiter (1) into notch (2) of spray lance 64 1 451 and turn approx. 45 °.




Connect spray lance 64 1 451 to spray apparatus.

By moving spray lance 64 1 451 back and forth, spray a uniform amount of cleaning agent onto evaporator.

For information on cleaning agent and rinsing again, refer to Service Information.

*Note:*

After completing cleaning, allow car to drip-dry for approx. 5 minutes.



Set heater - A/C to footwell ventilation and fresh air operation. Open windows/doors.

Start car and run heater - A/C at max. fan power for approx. 5 minutes in order to dry evaporator.

*Note:*

In order to eliminate the last remnants of cleaning agent, repeat this procedure shortly before handover to the customer.