

e90

BC hidden menus

All cars BMW 3series of E90, E91, E92 (and probably E93) of the family hid / odd jobs in the on-board computer (BC)

While the cars with iDrive, some of this information can be found in a more readable format through the [iDrive hidden menus](#)



Access to menus

To access these hidden menus (menus or services), you have 2 options .. 1 Option

1. Turn ignition on or start your car
2. Press and hold the button to reset the daytrip / odometer for 10 seconds

Option 2

1. Press and hold the button to reset the daytrip / odometer
2. While keeping this key, insert the remote into its slot, then release the button

At this point in British Columbia should display data in a "xx.yy" format. So if BC displays "01.00", which means 01 main menu, submenu 00

To continue to navigate the menus You must use the button again daytrip / odometer (hereinafter simply called "button")



- While the display XX.__ button to select the main menu (XX)
- Upon arriving at the desired option from the main menu, wait 2 seconds for the display to read xx.00, this time by pressing the button to select the submenu (YY)
- To return to the selection of a main menu (XX), press and hold for 2 seconds until it shows XX.__ again.
- To exit the menu hidden / Press and hold the button for 10 seconds, or remove the remote.

At this point, the main menus are available: 01, 02 and 19. To access menus remaining code is required.

This code can be found under the menu 01.00 and must be calculated as follows from the chassis number




Say the number is displayed XX12345, you take the last 5 digits (12345, in this case), and add all up, so $1 + 2 + 3 + 4 + 5 = 15$. Meaning unlock code is 15. For enter the unlock code, go to the main menu 19, and wait until he asks for the unlock code. Now press the button until it reads your unlock code (15 in our example), and the screen "lock: off". Now, all menus are available









Menu list and description

Note: Please make corrections / additions to this list if you have additional information!






Menu	German text	English	Notes	Image
01.00	FGSTNR (Fahrgestellnummer)	Vehicle chassis number	Last seven characters of the VIN.	






01.01	Zahl K-W / T (Kilo-Zahl Wirklich / Tacho?)	Tacho thousands True / Tacho?		
01.02	BMWTNR (BMW Teilenummer)	Part Number BMW dashboard?		
01.03	COD DIA	Diagnostic code?		
01.04	HSTLDATUM KI (Instrument Kombi	The date of manufacture		

	Herstellung given)	of the instrument panel		
01.05	HW AEI	The revision of the hardware?	The first part is probably the hardware revision of the dashboard. know what the second part (is AEI)	
01.06	SO	Software version?		

01.07	KODIERDATEN	Data coding		
01.08	CAN	Version can bus?	If this is not the most-bus instead? (but is not yet a CAN bus even though there is also a MOST bus?)	
02.00	KI TEST (Test Instrument Kombi)	Test Instrument Panel	When the display shows 02.00, click the button again to start the test. Causes to illuminate all indicators, and gauges to go to the max.	

				
03.00	UNBELEGT	Unused	On some older cars (pre-E90), this menu contains data service, but no more.	
04.00	Word-MOM (Verbrauch im Moment)	Fuel consumption in l/100 km today		
04.01	Word-MOM (Verbrauch im Moment)	Current fuel consumption in l / hour		
04.02	D-LIT VERB1 (im Durchschnitt Verbrauch liter?)	Medium - fuel consumed		
04.03	D-VERB1 WEG (im Durchschnitt Verbrauch Wegstrecke?)	Medium - Distance		
04.04	D-LIT VERB2 (im Durchschnitt Verbrauch liter?)	Medium - fuel consumed in Litres		

				
04.05	D-VERB2 WEG (im Durchschnitt Verbrauch Wegstrecke?)	Medium - Distance		
05.00	RW-VERB (Reichweite Verbrauch)	The use of fuel Range	This is used to calculate how many others you can drive	
05.01	MOM-RW (Reichweite im Moment)	Estimate range to the tank is empty		
06.00	LRS TANK (Tank Summe Links Rechts)	Remaining fuel in the tank left and right, and total (Left-Right-Somme)		
06.01	TANK PH-ANZ	The total content of the fuel tank	why is it different from the total value of 06.00? and what is the tail 'PH' value (1 in this case)?	

06.02	TANK-OHM LR	perhaps resistance values returned by the sensors left and right fuel level? that is, the "raw" data from which the calculated values are calculated in liters		
07.00	KTMP-MOM (Kühlmittel Temperatur im Moment)	Current water temperature		
07.01	ATMP-MOM (Außen Temperatur im Moment)	Current outside temperature		
07.02	ATMP ADC (Analog Digital Converter Außentemperatur)	Temperature value of raw ADC		
07.03	MOM-N-WORD	Current engine speed per minute		
07.04	N-MOM-VWF	rpm limit on		

		the M car while the engine warm up (increasing block that rises 50rpm temp)		
08.00	V-EFF	Current speed		
08.01	V-ANZ	Airspeed indicator on the		
08.02	V-SZ	Control of the cruising speed indicator		
08.03	DGESCH1 WEG	? - Distance		
08.04	DGESCH1 ZEIT	Total time gone?		

				
08.05	DGESCH2 WEG	? - Distance		
08.06	DGESCH2 ZEIT	Total time gone?		
09.00	UB	Voltage		
10.00	KM / WOCHE	KM / week		
10.01	CBS GELB HA	?		
10.02	SC-STATUS	?		

				
10.03	CBS-MODE	?		
10.04	ZAEHLER TAG (Tag Zahler)	Day against		
11.00	ZEIT-EINH (Zeit Einheit)	Time Format	12 or 24	
11.01	WEG-EINH (Wegstrecke Einheit)	Distance Learning	KM or MLS	
11.02	TEMP-EINH (Temperatur Einheit)	Temperature format	° C or ° F	

11.03	Word-EINH (Verbrauch Einheit)	Format fuel consumption	l/100km, km / l or mpg	
12.00	V-Ankunft (Veranschlagt Ankunft?)	Estimate? to the finish		
12.01	NKA-Zeit (Zeit Ankunft)	The estimated time of arrival		
13.00	AUDIO	Sound Test	Press to play BLINKER, Falun CAC, CCG and sound DG	
14.00	FS-EINTRAEGE (Fehler Speicher Einträge)	Input memory error		

14.01	FSP01 (Fehler Speicher Position 01)	Input memory error 01		
14.02	FSP02 (Fehler Speicher Position 02)	Input memory error 02		
14.03	FSP03 (Fehler Speicher Position 03)	Input memory error 03		

14.04	FSP04 (Fehler Speicher Position 04)	Input memory error 04		
14.05	FSP05 (Fehler Speicher Position 05)	Input memory error 05		
14.06	FSP06 (Fehler Speicher Position 06)	Input memory error 06		
14.07	FSP07 (Fehler Speicher Position 07)	Input memory error 07		
14.08	FSP08 (Fehler Speicher	Input memory error 08		