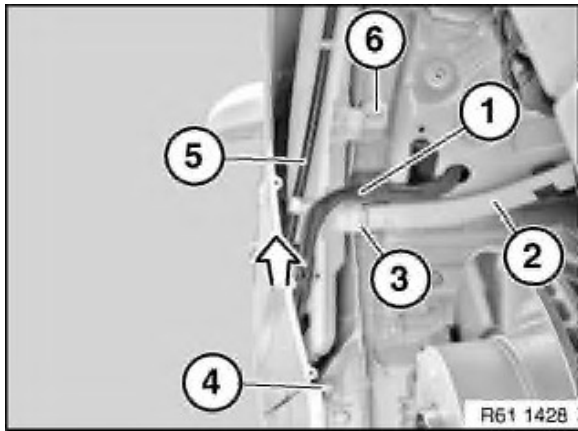
*Necessary preliminary tasks:*

- Remove front right auxiliary turn indicator light
- Remove right wheel arch cover



Clip cable (1) out of mounting.

Clip hose (5) out of mounting.


Unlock filler hose (2) and detach from fitting on fluid reservoir (3).

*Note:*

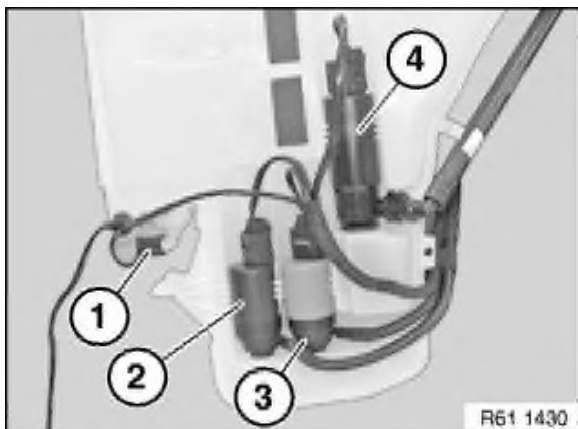
Catch any escaping washer fluid if necessary.

Unscrew screws (4) and (6).

Pull fluid reservoir (3) forwards slightly.

*Installation:*

Retaining lug (2) of fluid reservoir (1) must be correctly seated in clip (3).



Unlock and disconnect all plug connections.


Remove level switch (1).

Remove windscreen washer pump (3).

If necessary, remove washer pump for rear window washer system (2).

If necessary, remove washer pump for headlight washer system (4).

Remove washer reservoir.



*Installation:*

- Replace strainers on washer pumps
- Coat sealing rings of washer pumps with antiseize agent
- Lay lines of washer pumps without kinks and clip into holders on fluid tank
- Fill fluid tank for windscreen washer system