
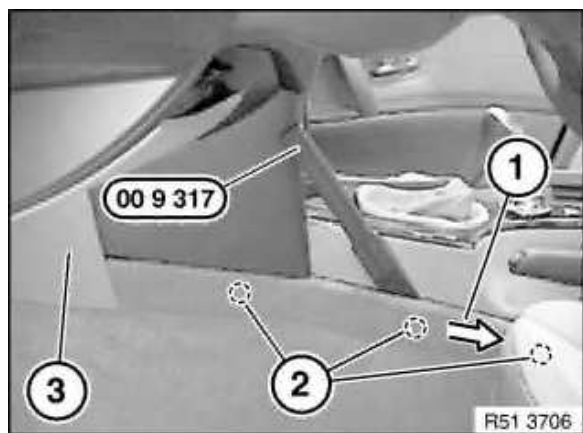
**Special tools required:**

- 00 9 317

*Note:*

Move driver's seat completely towards rear.

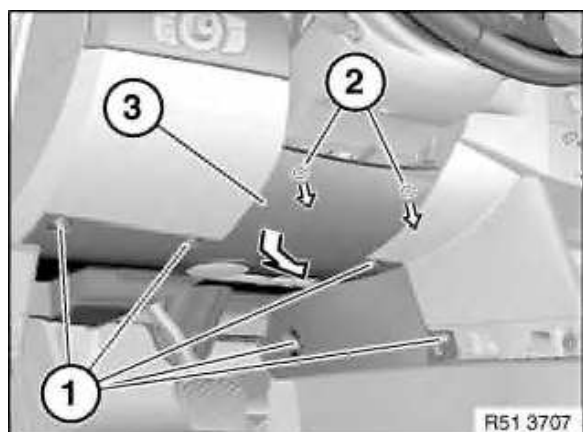


Drive bottom trim (1) towards rear with special tool 00 9 317 and remove.

Installation:

Make sure bottom trim (1) is correctly seated at retaining points (2).

Feed bottom trim (1) correctly into trim for pedal assembly (3).



Release screws (1).

Unclip trim for pedal assembly (3) at retaining points (2) in direction of arrow.

Pull back trim for pedal assembly (3).


Disconnect associated plug connections and remove trim for pedal assembly (3).



Important!

Disconnecting the plug connection for the hands-free system speaker results in fault memory entries in the telephone control unit (limitation in the emergency SOS call system).

After fitting, read out fault memory and if necessary delete entries.



Replacement:

- Remove speaker for hands-free system
- Remove footwell light

Security version

- Remove intercom system speaker