

**Important!**

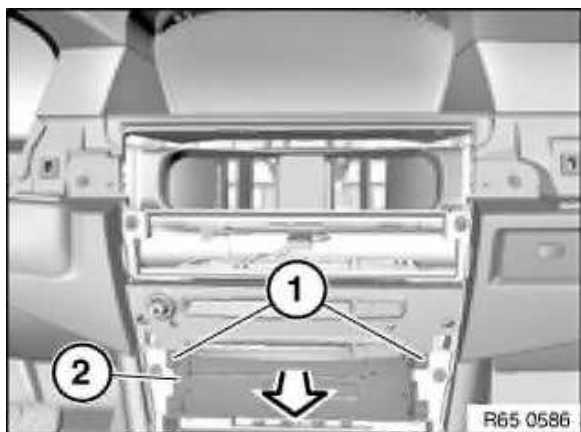
Read and comply with notes on protection against electrostatic damage (ESD protection) .

*Note:*

Comply with notes and instructions on handling optical waveguides.

*Necessary preliminary tasks:*

- Disconnect battery negative lead
- Remove middle trim for instrument panel



Release screws (1).

Important!

Do not scratch centre console trim, cover if necessary.

Pull back audio system controller (2) slightly.

Disconnect associated plug connections.

Remove audio system controller (2).



Replacement:

Carry out programming/coding .