

BMWTochtergesellschaften BMWSubsidiaries	BMW Importeure BMW Importers	Verkauf Sales	Service	Teile und Zubehör Parts and Accessories	Marketing
Technology: Hr. Rabensteiner, Dept.: VT-10 Tel.: (+49 89)382-25526 Fax: (+49 89)382-26882 For internal use within the BMW Organization only		A003 99 01 31 0 007 731		Code: T1: en TT: en	Date: June 1999

BMW Parts and Accessories

Engine and Powerplant

Identification Code



Engine and Powerplant Identification Code

- General information 04
- Identification code on series production engines 04
- Identification code on powerplants 04
- Our tip 05

Power Plant Definition


- Delivery specification of power plants for parts sales 05

Installation Overview

- Types of engine in model series 06-07

Powerplant Overview

- Introduction to identification code old/new 08
 - M10 Remanufactured power plant 09-10
 - M20 Remanufactured power plant 11-12
 - M21 Remanufactured power plant 13
 - M30 Remanufactured power plant 14-16
 - M40 Remanufactured power plant 17
 - M41 Remanufactured power plant 18
 - M42 Remanufactured power plant 18
 - M43 Remanufactured power plant 19
 - M44 Remanufactured power plant 19
 - M47 Remanufactured power plant 20
 - M50 Remanufactured power plant 20-21
 - M51 Remanufactured power plant 21-22
 - M52 Remanufactured power plant 22-23
 - M57 Remanufactured power plant 24
 - M60 Remanufactured power plant 24-25
 - M62 Remanufactured power plant 26
 - M67 Remanufactured power plant 27
 - M70 Remanufactured power plant 27
 - M73 Remanufactured power plant 28
 - S14 Remanufactured power plant 29
 - S38 Remanufactured power plant 30
 - S50 Remanufactured power plant 31
 - S52 Remanufactured power plant 31
 - S62 Remanufactured power plant 32
 - S70 Remanufactured power plant 32



Engine and Powerplant Identification Code

General information

Every engine produced at BMW is identified in a specially defined area. This identification code is a constituent part of the vehicle approval and can also be used for identity purposes.

Identification code on series production engines

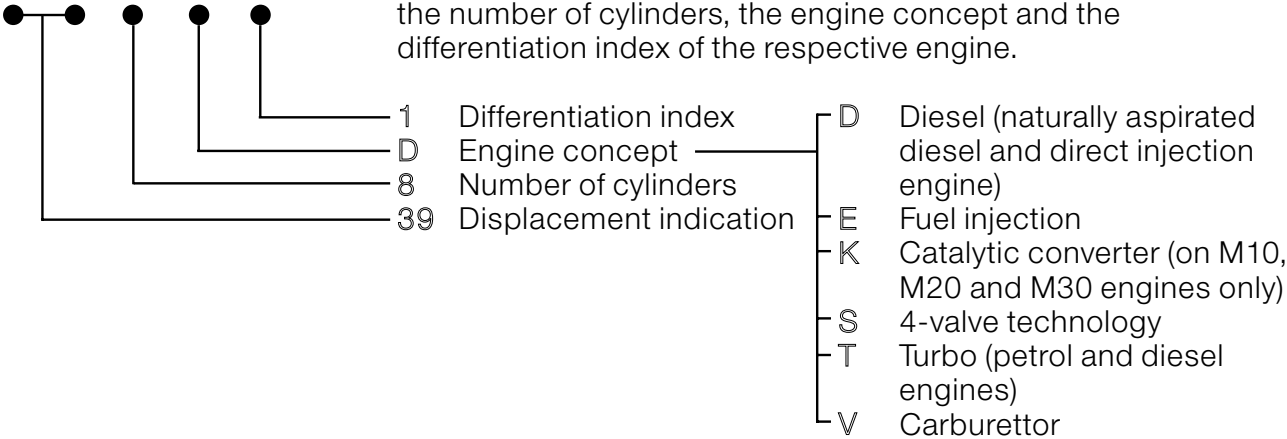
Example: 60060936
 39 8 D1

60060936

• **Engine number**
Is an 8-digit combination in which the production location and production date are coded.

39 8 D1

• **Engine identification code**
Provides an indication of the engine displacement, the number of cylinders, the engine concept and the differentiation index of the respective engine.

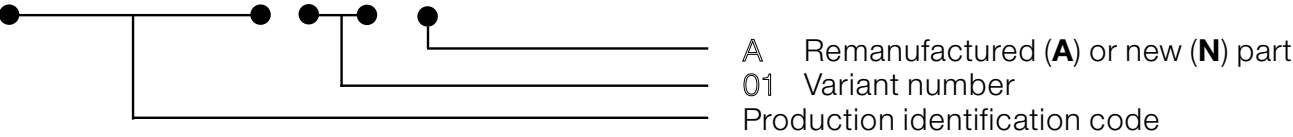


Identification code on powerplants

Example: 39 8 D1 01 A
 0000 A 000
 11 00 7 781 488

• **Powerplant identification code**
The identification code of the series production engine serves, in this case too, as the basis for the powerplant identification code, however, this code also contains the variant number and the identification for new (**N**)/remanufactured (**A**) part.

39 8 D1 01 A



Engine and Powerplant Identification Code

Our tip

The engine or power plant identification code can be of assistance in finding the correct part number in borderline cases. For this reason, the engine identification code will in future be listed in the EPC under the additional part description.

Before replacing the powerplant, the engine or powerplant identification code should be noted down and compared.

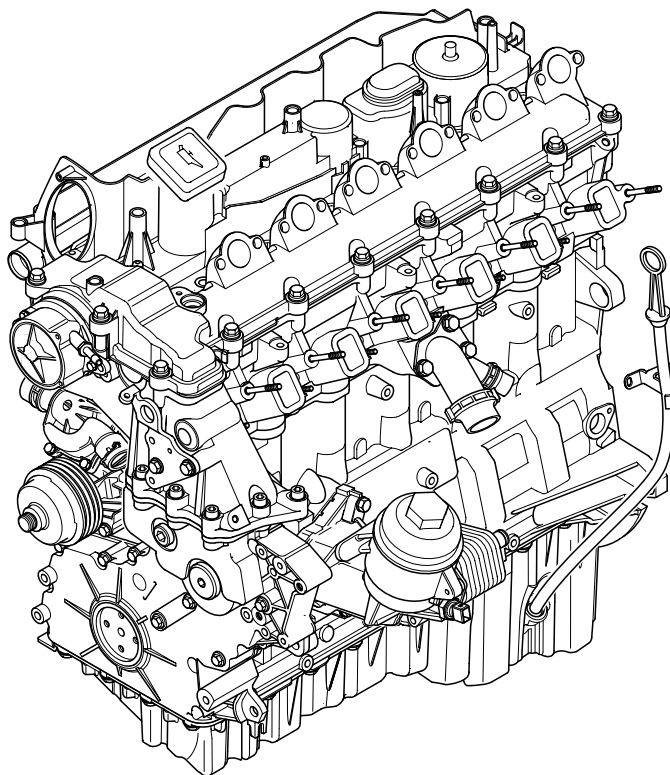
The vehicle identification number and the data specified on the engine data plate of the corresponding vehicle should always be quoted to ensure fastest possible processing of your parts enquiries.

Powerplant Definition

Delivery specification of powerplants for parts sales

The powerplant delivery specification essentially comprises all mechanical wearing parts of an engine, such as:

- Engine block with crankshaft drive
- V-belt pulley*
- Vibration damper*
- Cylinder head with valve train
- Camshaft timing gear*
- VANOS unit*
- Cylinder head cover
- Housing cover, front and rear
- Oil pan
- Oil dipstick*
- Oil pump
- Oil filter*
- Water pump*
- Thermostat*
- Vacuum pump*



* Type-related deviations in the delivery specification are possible. Subject to modifications.

Installation Overview

Engine type		Displace- ment in litre	Engine types in model series														
			E12	E21	E23	E24	E28	E30	E31	E32	E34	E36	E38	E39	E46	Z1	Z3
M 10	Petrol 4-cyl.	1.6		•				•									
		1.8	•	•			•	•									
		2.0	•	•													
M 20	Petrol 6-cyl.	2.0	•	•			•	•			•						
		2.3		•				•									
		2.5						•			•					•	
		2.7					•	•									
M 21	Diesel 6-cyl.	2.4					•	•			•						
M 30	Petrol 6-cyl.	2.5	•		•		•										
		2.8	•		•	•	•										
		3.0	•		•	•				•	•						
		3.2			•	•	•										
		3.4	•		•	•	•			•	•						
M 40	Petrol 4-cyl.	1.6						•				•					
		1.8						•			•	•					
M 41	Diesel 4-cyl.	1.7										•					
M 42	Petrol* 4-cyl.	1.8						•				•					
M 43	Petrol 4-cyl.	1.6										•			•		
		1.8									•	•					•
		1.9													•		•
M 44	Petrol* 4-cyl.	1.9										•					•
M 47	Diesel * 4-cyl.	2.0													•		
M 50	Petrol* 6-cyl.	2.0									•	•					
		2.5									•	•					
M 51	Diesel 6-cyl.	2.5									•	•	•	•			
M 52	Petrol* 6-cyl.	2.0										•		•	•		•
		2.5										•		•	•		•
		2.8										•	•	•	•		•

Installation Overview

Engine type	Displacement in litre	Engine types in model series														
		E12	E21	E23	E24	E28	E30	E31	E32	E34	E36	E38	E39	E46	Z1	Z3
M 57 Diesel * 6-cyl.,	3.0											•	•	•		
M 60 Petrol* 8-cyl., V	3.0 4.0							•	•	•		•				
M 62 Petrol* 8-cyl., V	3.5 4.4											•	•			
M 67 Diesel * 8-cyl., V	3.9											•				
M 70 Petrol 12-cyl., V	5.0							•	•							
M 73 Petrol 12-cyl., V	5.4							•				•				
S 14 Petrol* 4-cyl.	2.0 2.3 2.5						•									
S 38 Petrol* (M88) 6-cyl.	3.5				•	•										
S 38 Petrol* 6-cyl.	3.6 3.8									•						
S 50 Petrol* 6-cyl.	3.0 3.2										•					•
S 52 Petrol* 6-cyl.	3.2										•					•
S 62 Petrol* 8-cyl., V	5.0												•			
S 70 Petrol 12-cyl., V	5.6							•								

Powerplants marked with * are equipped with 4-valve technology.

Powerplant Overview

Introduction to identification code old/new

Introduction to identification code old/new

In the case of older powerplants of the type M10, M20, M21, M40, M70, S14 and S38 the powerplant identification code did not conform with the series identification code.

For organisational reasons, the entire powerplant range has now been revised and a part of these powerplants have been assigned new identification codes. An overview related to the various engine types is provided on the following pages in order to provide you with a comparison of the changed identification codes.

As before, depending on the engine type, the identification code can be found in the area reserved by the factory for engine data. (See Fig. – Arrow indicates area for engine data)

The part number of the powerplant is also punched on the engine data field.

Example: Engine data field M57 engine

306D1 01A

- Line 1 Engine identification code
306D1 01 A

0000 A 000

- Line 2 Engine number
0000 A 000

11002 248 964

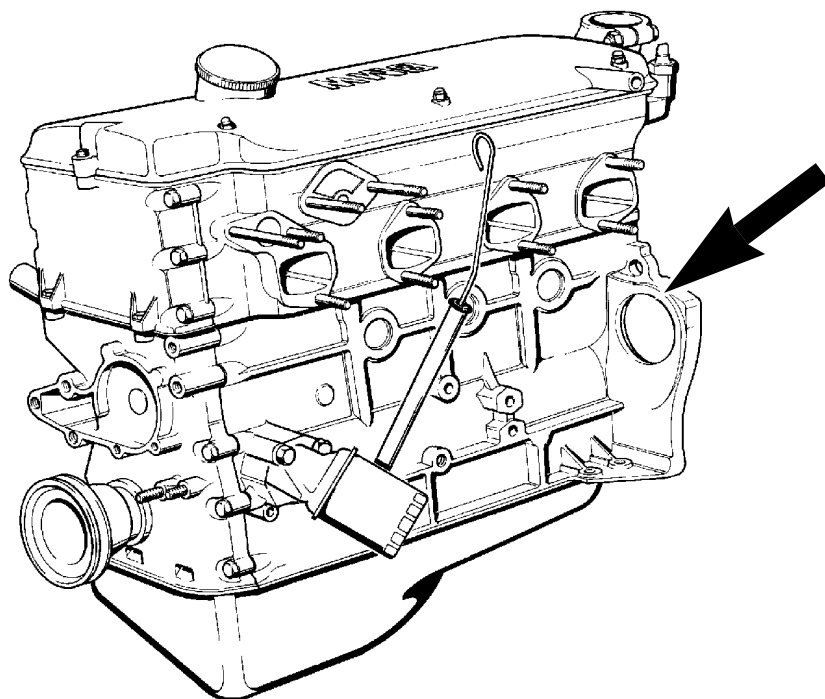
- Line 3 Part number
11 00 2 248 964

Note:

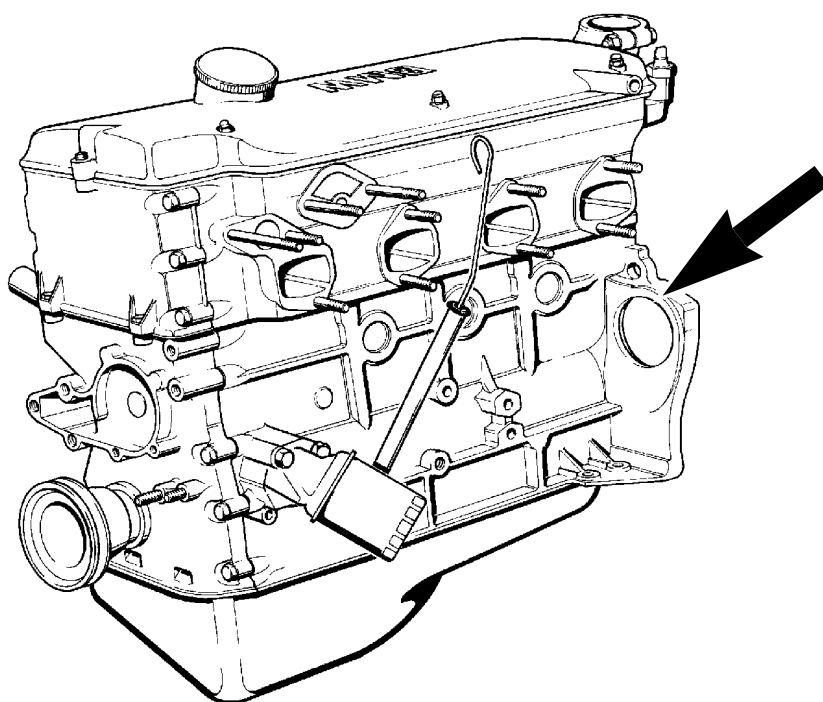
Powerplants with the older identification code are still valid and can continue to be installed (if necessary, a suitability certificate can be obtained from technical service for this purpose).

Part numbers that are marked with an "E" = Discontinued at the end can no longer be obtained through parts sales.

M10

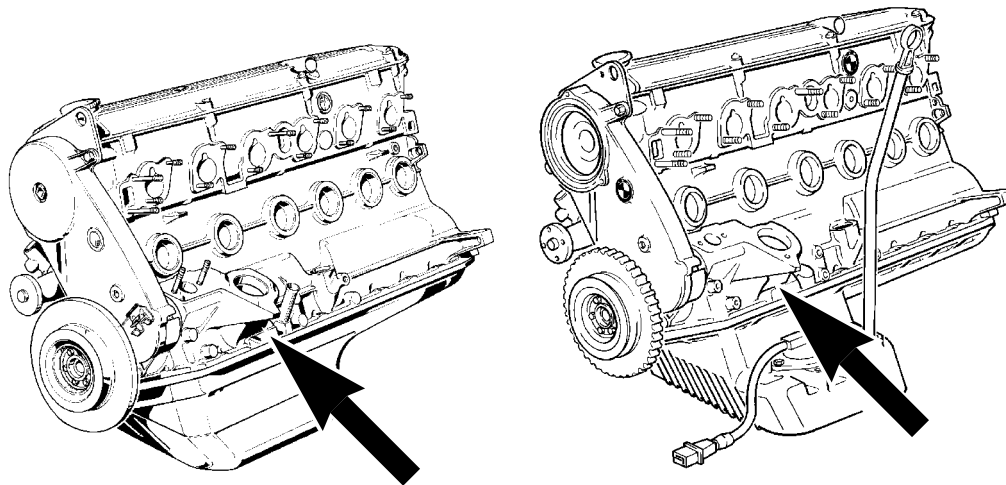


Powerplant identification code		Part number			Engine type
current	old				
15 A		11	00	1263312 E	M10 B16
16 A		11	00	1263381	M10 B16
164VA 01 A	316 A	11	00	1263300	M10 B16
164VA 02 A	316/2 A	11	00	1270099	M10 B16
164VB 01 A	315 A	11	00	1277447	M10 B16
164VB 02 A	318GR A	11	00	1289067	M10 B16
18 A		11	00	1263384	M10 B18
184EA 01 A	518ZA A	11	00	1278472 E	M10 B18
184EA 02 A	318EK A	11	00	1271773	M10 B18
184EA 03 A	318EK/1 A	11	00	1734147 E	M10 B18
184EB 01 A	518EL/1 A	11	00	1734162	M10 B18
184EB 02 A	318EL A	11	00	1734160	M10 B18
184EW 01 A	518EL/S A	11	00	1734155 E	M10 B18
184EY 01 A	518ELIL/1 A	11	00	1709627 E	M10 B18
184EZ 01 A	518EKS A	11	00	1734153 E	M10 B18
184EZ 02 A	318EKS A	11	00	1734144 E	M10 B18
184EZ 03 A	318EKS/2 A	11	00	9059353 E	M10 B18
184EZ 04 A	518EKS/4 A	11	00	1705809	M10 B18
184EZ 05 A	318EKS/4 A	11	00	1734149 E	M10 B18
184KA 01 A	318ELUS A	11	00	1705553	M10 B18
184KA 02 A	318KAT A	11	00	1709666	M10 B18
184VA 01 A	318 A	11	00	1263303	M10 B18
184VA 02 A	318/2 A	11	00	9066698	M10 B18
184VB 01 A	518 A	11	00	1264192	M10 B18
184VC 01 A	518/3 A	11	00	1276026	M10 B18

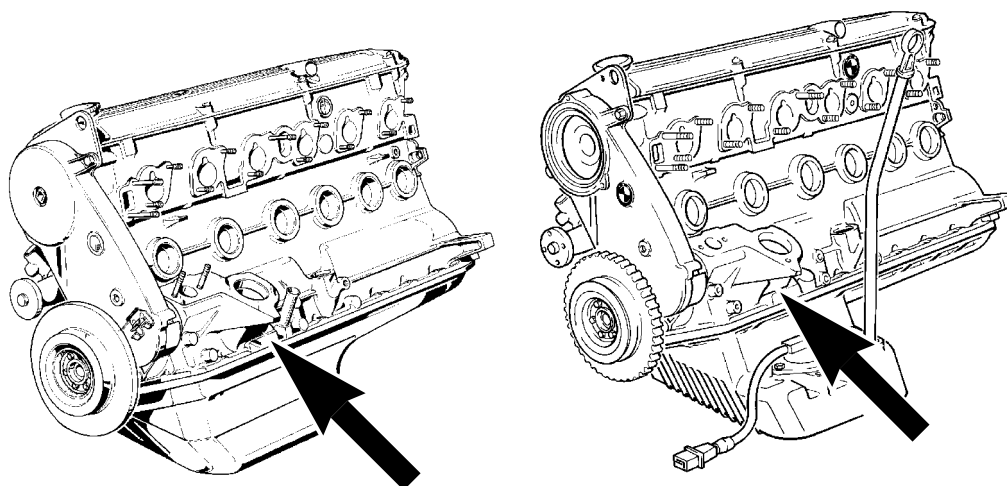


184VC 02 A	316/1,8 A	11	00	1274464	M10 B18
184VD 01 A	518/4 A	11	00	1287664	M10 B18
184VD 02 A	316/1,8/1 A	11	00	1286181	M10 B18
184VU 01 A	518TR A	11	00	1289641 E	M10 B18
320US/1,8 A		11	00	1276769	M10 B18
518/2 A		11	00	1270158	M10 B18
518/S A		11	00	1734151 E	M10 B18
20 A		11	00	1261406	M10 B20
21 A		11	00	1261408	M10 B20
21US A		11	00	9057924 E	M10 B20
22T A		11	00	1263393 E	M10 B20
22TI A		11	00	1263387	M10 B20
22TIUS A		11	00	9056520	M10 B20
23 A		11	00	1263396	M10 B20
23/2 A		11	00	1264195	M10 B20
23/2EK A		11	00	9066700 E	M10 B20
23E A		11	00	1263390	M10 B20
23EK A		11	00	1263920	M10 B20
24/2 A		11	00	9066699 E	M10 B20
320 A		11	00	1263306	M10 B20
320/2 A		11	00	9066697	M10 B20
320/2EK A		11	00	1270130	M10 B20
320EK A		11	00	1263309	M10 B20
320US A		11	00	1276767	M10 B20

M20

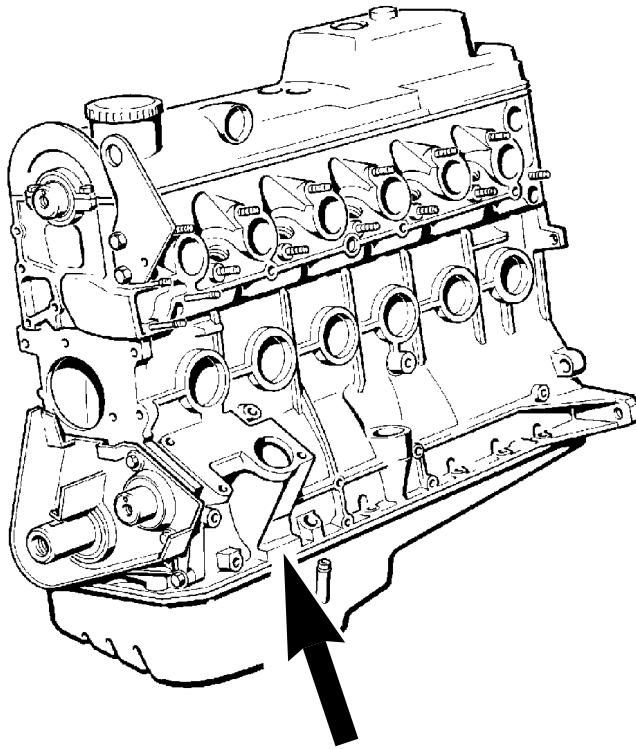


Powerplant identification code		Part number			Engine type
current	old				
206EA 01 A	20EK A	11	00	1735061	M20 B20
206EA/A 01 A	20EKOE A	11	00	1285389 E	M20 B20
206EB 01 A	20EL A	11	00	1286322 E	M20 B20
206EB 02 A	20EL/1 A	11	00	1735059	M20 B20
206EB 03 A	320EL/1 A	11	00	1730881	M20 B20
206EC 01 A	320ELOE A	11	00	1286380 E	M20 B20
206EC 02 A	20ELOE/1 A	11	00	1706657 E	M20 B20
206EC 03 A	320ELOE A	11	00	1286382 E	M20 B20
206EC 04 A	320ELOE/1 A	11	00	1706659 E	M20 B20
206EE 01 A	202002 A	11	00	1730882	M20 B20
206EE 02 A	202005 A	11	00	1730832	M20 B20
206EY 01 A	520TR/1 A	11	00	1287044 E	M20 B20
206EY 02 A	520TR/2 A	11	00	1705391 E	M20 B20
206EY 03 A	320TR/1 A	11	00	1287033 E	M20 B20
206EY 04 A	320TR/2 A	11	00	1705389 E	M20 B20
206EZ 01 A	520S A	11	00	1705453	M20 B20
206EZ 02 A	320S A	11	00	1705451 E	M20 B20
206KA 01 A	520IKAT A	11	00	1735060 E	M20 B20
206KA 02 A	202001 A	11	00	1730884	M20 B20
206KA 03 A	202003 A	11	00	1730830	M20 B20
206KA 04 A	202004 A	11	00	1730831	M20 B20
206VA 01 A	320/6 A	11	00	1735075	M20 B20
236EA 01 A	323EK/1 A	11	00	1735051	M20 B23
236EB 01 A	323EL A	11	00	1286321	M20 B23
236EC 01 A	323EL/1 A	11	00	1730844	M20 B23



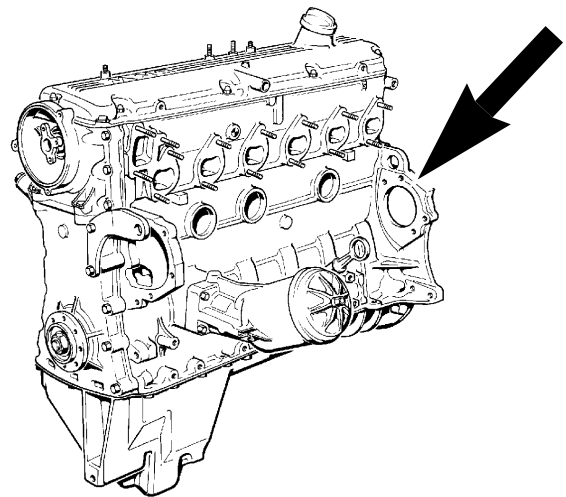
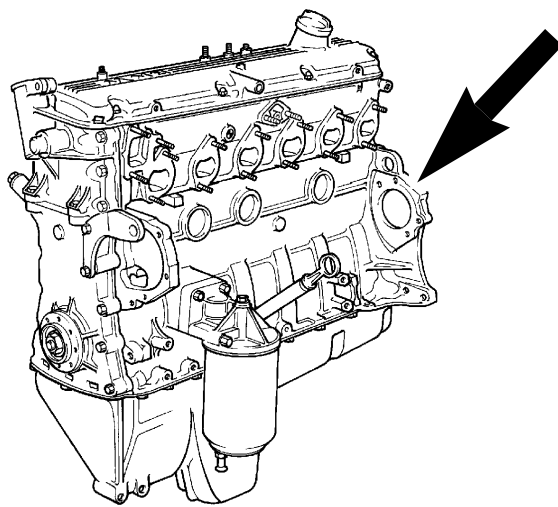
236EW 01 A	323S A	11	00	1705515	M20 B23
256E1 01 A	325I A	11	00	1730858	M20 B25
256E1 02 A	325IALL A	11	00	1730864	M20 B25
256E2 01 A	325I/1 A	11	00	1730889	M20 B25
256E2 02 A	325IX A	11	00	1730866	M20 B25
256EX 01 A	325IMNV A	11	00	1730887	M20 B25
256EX 02 A	325ALLMNVA	11	00	1717163 E	M20 B25
256K1 01 A	202501 A	11	00	1730862	M20 B25
256K1 02 A	202502 A	11	00	1730856	M20 B25
256K1 03 A	202503 A	11	00	1730871	M20 B25
256K1 04 A	202504 A	11	00	1730872	M20 B25
256K1 05 A	202505 A	11	00	1730835	M20 B25
256K1 06 A	202506 A	11	00	1730838	M20 B25
256K1 07 A	202507 A	11	00	1730806	M20 B25
256K1 08 A	202508 A	11	00	1730836	M20 B25
276EA 01 A	525E A	11	00	1286389 E	M20 B27
276EA 02 A	525E/1 A	11	00	1289057 E	M20 B27
276EB 01 A	525E/2 A	11	00	1735080	M20 B27
276KA 01 A	525E KAT A	11	00	1735076	M20 B27
276KA 02 A	27ETAUS A	11	00	1278827	M20 B27
276KA 03 A	27/1ETAUS A	11	00	1735062	M20 B27
276KA 04 A	325ETAUS/1 A	11	00	1735064	M20 B27
276KA 05 A	325ETAUS A	11	00	1735071	M20 B27
276KA 06 A	325ETUS/1 A	11	00	1735339 E	M20 B27
276KB 01 A	525E KAT/1 A	11	00	1735077	M20 B27
276KB 02 A	528E KAT A	11	00	1735063	M20 B27
276KB 03 A		11	00	9059131 E	M20 B27
276KB 04 A	325EKAT A	11	00	1735072 E	M20 B27
276KB 05 A	202702 A	11	00	1735340 E	M20 B27

M21



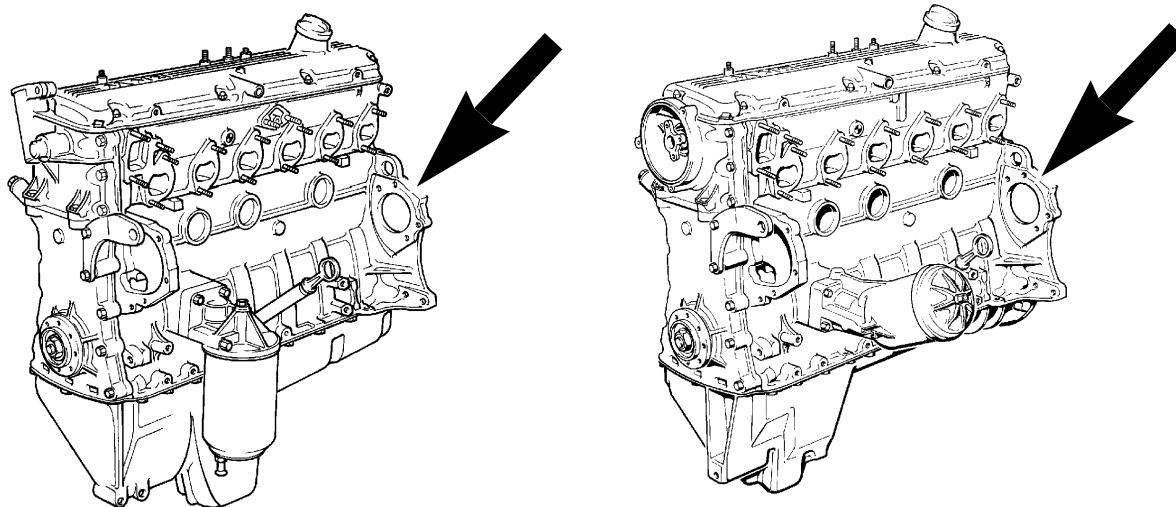
Powerplant identification code		Part number			Engine type
current	old				
246D. 01 A	324D A	11	00	2243876	M21 D24
246DA 00 A		11	00	2240847 E	M21 D24
246DA 01 A	524D A	11	00	2243893	M21 D24
246TA 01 A	524AB A	11	00	2243891	M21 D24
246TA 02 A	524ABUS A	11	00	1285897	M21 D24
246TB 01 A	212401 A	11	00	2243881	M21 D24
246TB 02 A	212402 A	11	00	2243883	M21 D24

M30



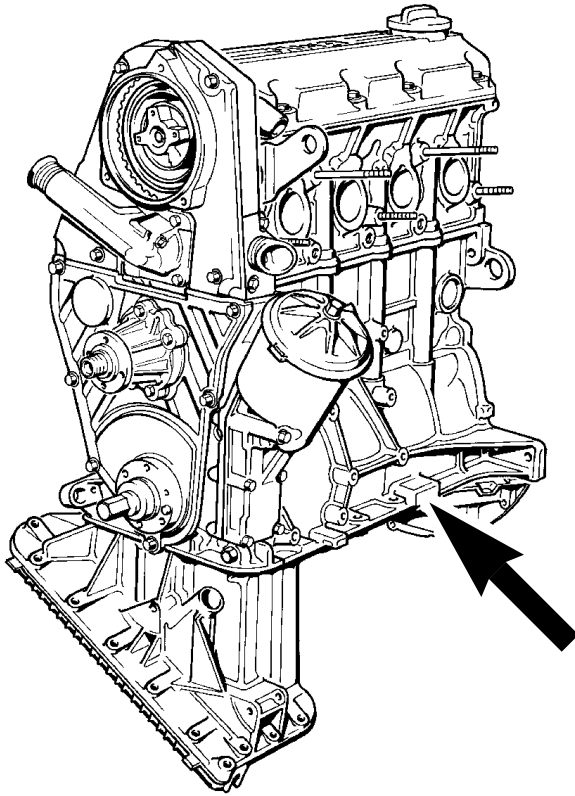
Powerplant identification code		Part number			Engine type
current	old				
25 A		11	00	1263288	M30 B25
25/1 A		11	00	1264005	M30 B25
256EA 01 A	25EL A	11	00	1276509	M30 B25
256EA 02 A	25EL/1 A	11	00	1289060	M30 B25
256VA 01 A	25/2 A	11	00	1270768	M30 B25
28 A		11	00	1263399	M30 B28
28EL A		11	00	1276511	M30 B28
28EL/1 A		11	00	1289063	M30 B28
28EL/1 A-AF		11	00	1735094 E	M30 B28
29 A		11	00	1270772	M30 B28
528/2ELUS A		11	00	1276775	M30 B28
528EL A		11	00	1266196	M30 B28
528EL A-AF		11	00	1735092 E	M30 B28
528EL/1 A		11	00	1271305	M30 B28
528EL/2 A		11	00	1270776	M30 B28
528EL/2 A-AF		11	00	1735093 E	M30 B28
528ELUS A		11	00	1276765	M30 B28
528TR A		11	00	1286522 E	M30 B28
628EL A		11	00	1270779	M30 B28
628EL/2 A		11	00	1276531	M30 B28
628EL/3 A		11	00	1284631	M30 B28
628EL/4 A		11	00	1288075	M30 B28
728 A		11	00	1264627	M30 B28
728/1 A		11	00	1270747 E	M30 B28
728EL A		11	00	1270750	M30 B28

728EL/1 A		11	00	1287365	M30 B28
728EL/2 A		11	00	1289065 E	M30 B28
728EL/2 A-AF		11	00	1735099	M30 B28
728EL/3 A		11	00	1708442	M30 B28
728EL/3 A-AF		11	00	1735098	M30 B28
728TR/1 A		11	00	1286524 E	M30 B28
728TR/2 A		11	00	1289078	M30 B28
30 A		11	00	1263291	M30 B30
306EA 01 A	730 32E A	11	00	1730816	M30 B30
306EA 02 A	303002 A	11	00	1730814	M30 B30
306KA 01 A	730 32KAT A	11	00	1730808 E	M30 B30
306KA 02 A	303001 A	11	00	1730840	M30 B30
30ED A		11	00	1263402	M30 B30
30EL A		11	00	1263477	M30 B30
30S A		11	00	1264002 E	M30 B30
530J/US A		11	00	1264756	M30 B30
630/0 A		11	00	1270830	M30 B30
730 A		11	00	1264630 E	M30 B30
730/1 A		11	00	1270813 E	M30 B30
315/1 A		11	00	1263405 E	M30 B32
326TA 01 A	745EL A	11	00	1274863	M30 B32
326TA 02 A	745EL/2 A	11	00	1284278	M30 B32
330EL A		11	00	1263294	M30 B32
633/2ELUS A		11	00	1276778	M30 B32
633/3ELUS A		11	00	1278517	M30 B32
633/4ELUS A		11	00	1279923	M30 B32
633/5ELUS A		11	00	1288258	M30 B32
633EL A		11	00	1264339	M30 B32
633EL/1 A		11	00	1270837 E	M30 B32
633EL/2 A		11	00	1272596	M30 B32
633EL/3 A		11	00	1277651	M30 B32
633ELUS A		11	00	1276777	M30 B32
732EL/2 A		11	00	1277499	M30 B32
732EL/3 A		11	00	1286412	M30 B32
732EL/4 A		11	00	1288260	M30 B32
733/2ELUS A		11	00	1276779	M30 B32
733/3ELUS A		11	00	1278515	M30 B32
733/4ELUS A		11	00	1288263	M30 B32
733/5ELUS A		11	00	1716149	M30 B32
733EL/1 A		11	00	1270823	M30 B32
733ELUS A		11	00	1271547	M30 B32
346EC 01 A	735 32 E A	11	00	1730824	M30 B34
346EC 02 A	303502 A	11	00	1730826	M30 B34
346KA 01 A	535KAT A	11	00	1707473	M30 B34
346KA 02 A		11	00	1717482	M30 B34
346KA 03 A	635KAT A	11	00	1730842 E	M30 B34
346KA 04 A		11	00	1735079	M30 B34
346KB 01 A	635KAT/1 A	11	00	1717252	M30 B34
346KB 02 A	635K/1 UJ A	11	00	1717485	M30 B34
346KB 03 A	735 32 KAT A	11	00	1730818	M30 B34
346KB 04 A	303501 A	11	00	1730849	M30 B34
346KB 05 A	735 32 US A	11	00	1730812 E	M30 B34



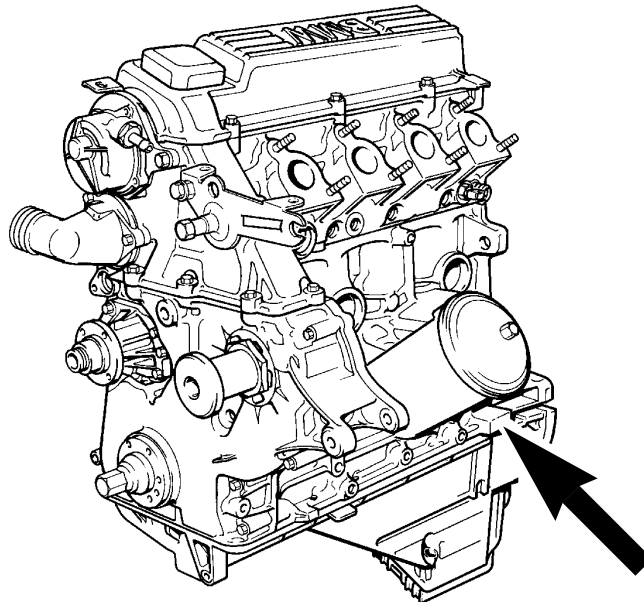
346KB 06 A	735 32/1 US A	11	00	1730822	M30 B34
346KB 07 A	303505 A	11	00	1730851	M30 B34
346TA 01 A	745EL/3 A	11	00	1287658 E	M30 B34
346TA 02 A	745EL/3 A	11	00	1735100	M30 B34
35EL/4 A		11	00	1730820	M30 B34
35EL/4 A-AH		11	00	1287633 E	M30 B34
35EL/5 A		11	00	1717250	M30 B34
635EL A		11	00	1304915	M30 B34
635EL/0 A		11	00	1270803	M30 B34
635EL/1 A		11	00	1277488	M30 B34
635EL/2 A		11	00	1277786	M30 B34
635EL/5 A		11	00	1735095 E	M30 B34
635EL/5 A-AH		11	00	1288255 E	M30 B34
635TR/1 A		11	00	1289852	M30 B34
735EL A		11	00	1271337	M30 B34
735EL/2 A		11	00	1277486 E	M30 B34
735EL/2 A-AF		11	00	1735096	M30 B34
735TR A		11	00	1286539	M30 B34

M40



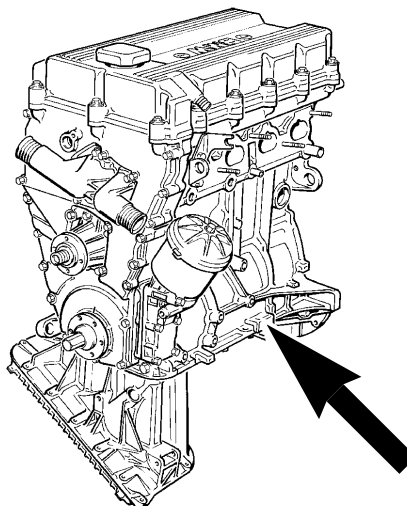
Powerplant identification code		Part number			Engine type
current	old				
164E1 01 A	164E 01 A	11	00	1727906	M40 B16
164E1 02 A	M40 B16 A	11	00	9059364	M40 B16
164E1 03 A		11	00	1721684 E	M40 B16
184E1 01 A	M40 B18 A	11	00	9059366	M40 B18
184E1 02 A	184E 02 A	11	00	9059368	M40 B18
184E1 03 A	184E 03 A	11	00	1734979	M40 B18
184E1 04 A	184E 01 A	11	00	1727907	M40 B18

M41



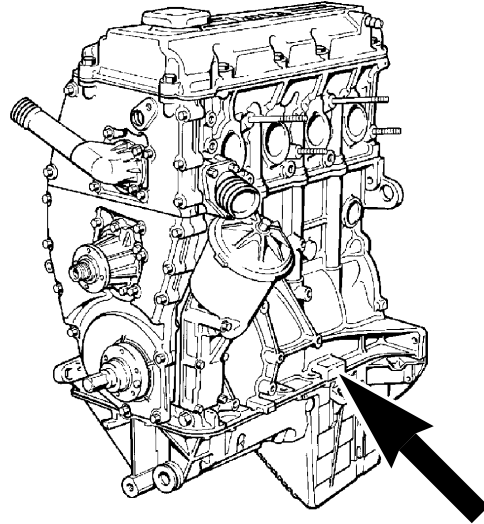
Powerplant identification code		Part number			Engine type
current	old				
174T1 01 A		11	00	2246708 E	M41 D17
174T1 02 A		11	00	9069817	M41 D17

M42




Powerplant identification code		Part number			Engine type
current	old				
184S1 01 A	184S 01 A	11	00	1727467	M42 B18
184S1 02 A	184S 01 A	11	00	1727883	M42 B18
184S1 03 A	184S 01 A	11	00	1734236 E	M42 B18
184S1 04 A	184S 01 A	11	00	1734237 E	M42 B18
184S1 05 A		11	00	9065372	M42 B18
184S1 06 A		11	00	9065389	M42 B18
184S1 07 A		11	00	9066490	M42 B18
184S1 08 A		11	00	9066492	M42 B18

M43



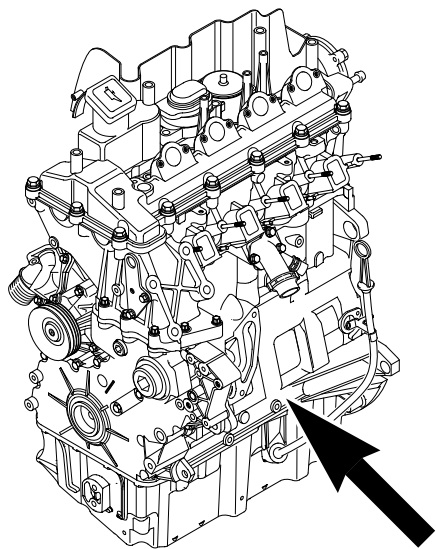
Powerplant identification code current	old	Part number	Engine type
164E2 01 A		11 00 1247607	M43 B16
164E2 02 A		11 00 1743453	M43 B16
164E2 03 A		11 00 1436068	M43 B16
164E3 01 A		11 00 1439577	M43 B16
184E2 01 A		11 00 1247608	M43 B18
184E2 02 A		11 00 1247610	M43 B18
184E2 03 A		11 00 1743451	M43 B18
184E2 04 A		11 00 9068836	M43 B18
184E2 05 A		11 00 1436070	M43 B18
194E1 01 A		11 00 1712974	M43 B19
194E1 02 A		11 00 1439655	M43 B19

M44



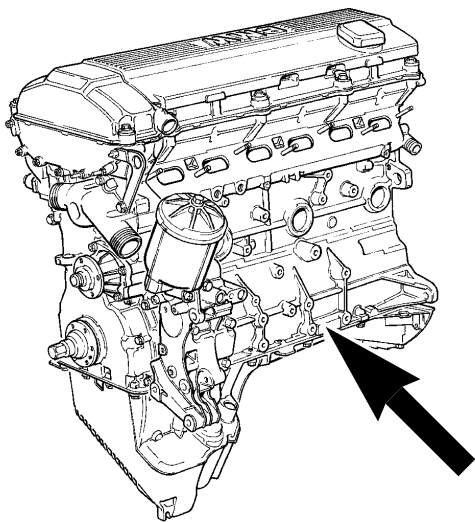
Powerplant identification code current	old	Part number	Engine type
194S1 01 A		11 00 1743676	M44 B19
194S1 02 A		11 00 1743972 E	M44 B19
194S1 03 A		11 00 9070733	M44 B19

M47



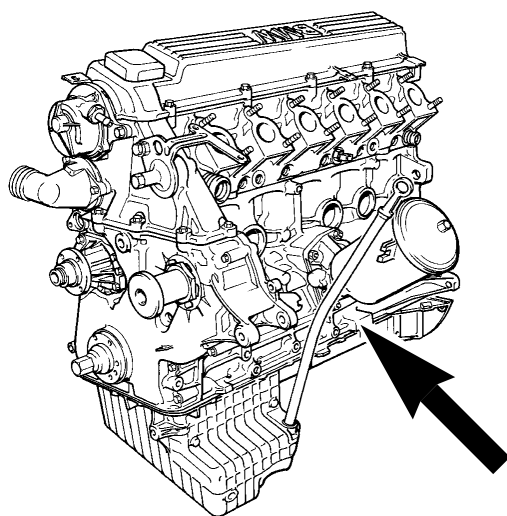
Powerplant identification code		Part number			Engine type
current	old				
204D1 01 A		11	00	2247513	M47 D20

M50



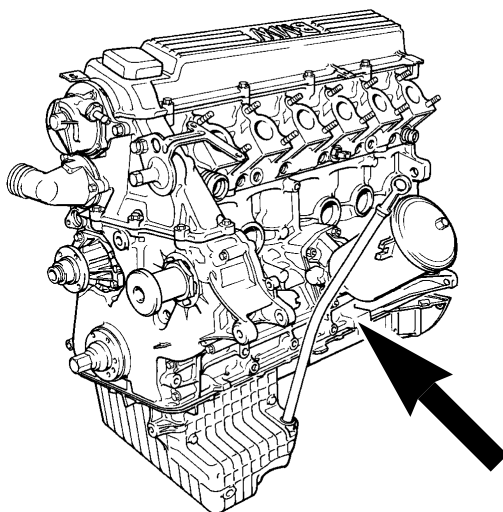
Powerplant identification code		Part number			Engine type
current	old				
206S1 01 A	206S 01 A	11	00	1735022 E	M50 B20
206S1 02 A	206S 02 A	11	00	1735597 E	M50 B20
206S1 03 A	206S 03 A	11	00	1735952	M50 B20
206S1 04 A	206S 04 A	11	00	1738597	M50 B20
206S2 02 A	206S 06 A	11	00	1748177	M50 B20
206S2 04 A		11	00	1748965 E	M50 B20
206S2 06 A		11	00	1744133	M50 B20
206S2 07 A		11	00	1744131	M50 B20
206S2 01 A	206S 05 A	11	00	1738915	M50 B20

206S2 03 A	206S 07 A	11	00	1748184 E	M50 B20
206S2 05 A		11	00	1740432	M50 B20
256S1 01 A	256S 01 A	11	00	1730992 E	M50 B25
256S1 02 A	256S 02 A	11	00	1730994 E	M50 B25
256S1 03 A	256S 03 A	11	00	1735623 E	M50 B25
256S1 04 A	256S 04 A	11	00	1735625 E	M50 B25
256S1 05 A	256S 05 A	11	00	1735963	M50 B25
256S1 06 A	256S 06 A	11	00	1735965	M50 B25
256S1 07 A	256S 07 A	11	00	1738575	M50 B25
256S1 08 A	256S 08 A	11	00	1738577	M50 B25
256S1 09 A	256S 13 A	11	00	1735768	M50 B25
256S2 01 A	256S 09 A	11	00	1748181	M50 B25
256S2 02 A	256S 10 A	11	00	1748182	M50 B25
256S2 03 A	256S 11 A	11	00	1748186	M50 B25
256S2 04 A	256S 12 A	11	00	1748188 E	M50 B25
256S2 06 A		11	00	1748942 E	M50 B25
256S2 07 A		11	00	1748944 E	M50 B25
256S2 08 A		11	00	1748929	M50 B25
256S2 09 A		11	00	1740434	M50 B25
256S2 10 A		11	00	1740491	M50 B25
256S2 11 A		11	00	9069462	M50 B25
256S2 12 A		11	00	9069464	M50 B25
256S2 13 A		11	00	9069466	M50 B25
256S2 05 A	256S 14 A	11	00	1748190 E	M50 B25



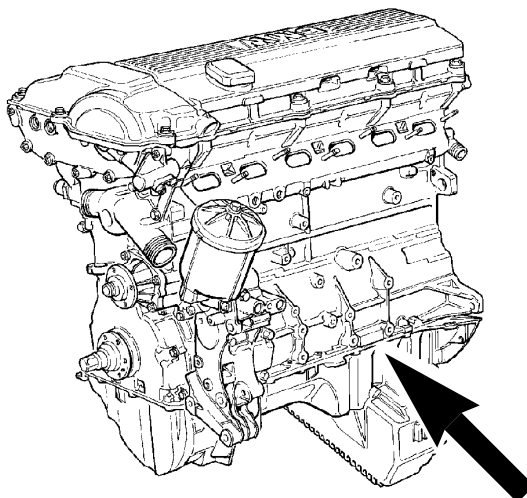
M51

Powerplant identification code		Part number			Engine type
current	old				
256T1 01 A		11	00	2244405 E	M51 D25
256T1 02 A	256T 01 A	11	00	2244325 E	M51 D25
256T1 03 A	256T 02 A	11	00	2245254 E	M51 D25
256T1 04 A		11	00	2245347 E	M51 D25
256T1 05 A		11	00	2245753 E	M51 D25
256T1 06 A		11	00	2245751 E	M51 D25



256T1 07 A	11	00	2245752 E	M51 D25
256T1 08 A	11	00	2245862 E	M51 D25
256T1 09 A	11	00	2245767 E	M51 D25
256T1 10 A	11	00	9068613	M51 D25
256T1 11 A	11	00	9068615	M51 D25
256T1 12 A	11	00	9068617	M51 D25
256T1 13 A	11	00	2246420	M51 D25
256T1 14 A	11	00	2246422	M51 D25
256T1 15 A	11	00	9069553 E	M51 D25
256T1 16 A	11	00	9069819	M51 D25

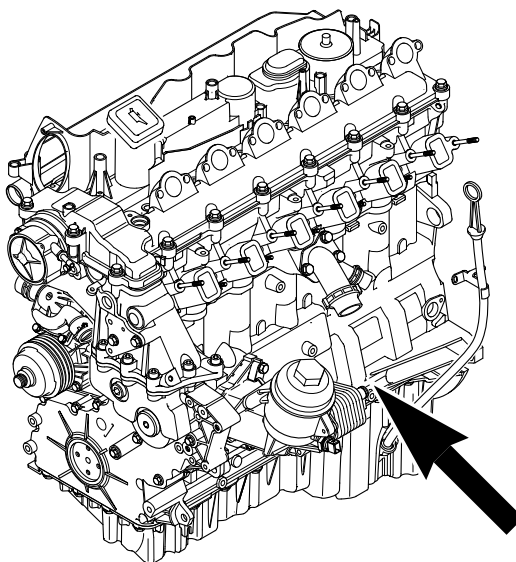
M52



Powerplant identification code		Part number		Engine type
current	old			
206S3 01 A		11	00 1740974 E	M52 B20
206S3 02 A		11	00 9069738 E	M52 B20
206S3 03 A		11	00 1427828 E	M52 B20
206S3 04 A		11	00 1438619 E	M52 B20
206S3 05 A		11	00 1438682	M52 B20

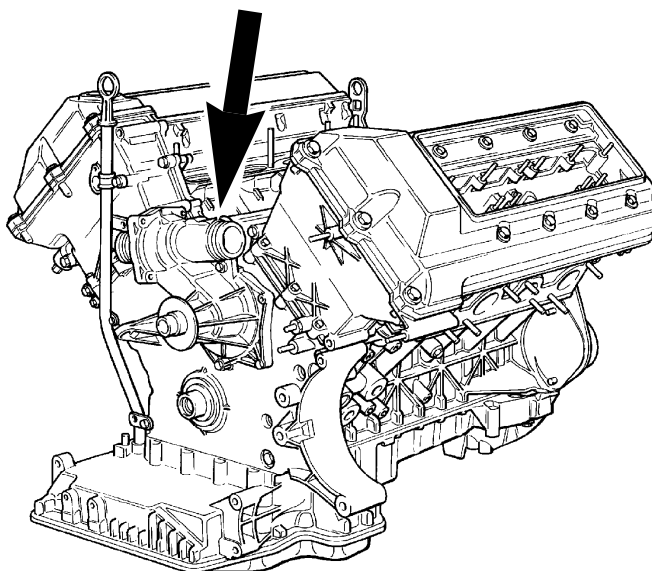
206S3 06 A	11	00	9072057	M52 B20
206S3 07 A	11	00	1000031	M52 B20
206S4 01 A	11	00	1713979	M52 B20
206S4 02 A	11	00	1432577	M52 B20
206S4 03 A	11	00	1437334	M52 B20
246S2 01 A	11	00	1432501	M52 B24
246S2 02 A	11	00	1433308	M52 B24
256S3 01 A	11	00	1740977	M52 B25
256S3 02 A	11	00	1427831 E	M52 B25
256S3 03 A	11	00	9069740 E	M52 B25
256S3 04 A	11	00	1432528	M52 B25
256S3 05 A	11	00	1436985	M52 B25
256S3 06 A	11	00	1712861	M52 B25
256S3 07 A	11	00	1438621	M52 B25
256S3 08 A	11	00	1438684	M52 B25
256S3 09 A	11	00	9072059	M52 B25
256S3 10 A	11	00	8070002	M52 B25
256S3 11 A	11	00	1439066	M52 B25
256S4 01 A	11	00	1713977	M52 B25
256S4 02 A	11	00	1437339	M52 B25
256S4 03 A	11	00	1432579	M52 B25
256S4 04 A	11	00	1714591	M52 B25
286S1 01 A	11	00	1740980	M52 B28
286S1 02 A	11	00	1427328 E	M52 B28
286S1 03 A	11	00	1427834 E	M52 B28
286S1 04 A	11	00	1433021 E	M52 B28
286S1 05 A	11	00	1432441	M52 B28
286S1 06 A	11	00	9069742 E	M52 B28
286S1 07 A	11	00	1432443	M52 B28
286S1 08 A	11	00	1433208 E	M52 B28
286S1 09 A	11	00	1432405	M52 B28
286S1 10 A	11	00	1432407 E	M52 B28
286S1 11 A	11	00	1703017	M52 B28
286S1 12 A	11	00	9071252	M52 B28
286S1 13 A	11	00	9071267	M52 B28
286S1 14 A	11	00	9071270	M52 B28
286S1 15 A	11	00	9071272	M52 B28
286S1 16 A	11	00	1438623 E	M52 B28
286S1 17 A	11	00	1438686	M52 B28
286S1 18 A	11	00	1438689	M52 B28
286S1 19 A	11	00	9072061	M52 B28
286S1 20 A	11	00	8070004	M52 B28
286S2 01 A	11	00	1713975	M52 B28
286S2 02 A	11	00	1437326	M52 B28
286S2 03 A	11	00	1437337	M52 B28
286S2 04 A	11	00	1432581	M52 B28
286S2 05 A	11	00	1439034	M52 B28
286S2 06 A	11	00	1439037	M52 B28
286S2 07 A	11	00	1714564	M52 B28

M57



Powerplant identification code		Part number			Engine type
current	old				
306D1 01 A		11	00	2248964	M57 D30
306D1 02 A		11	00	2248966	M57 D30
306D1 03 A		11	00	2248968	M57 D30

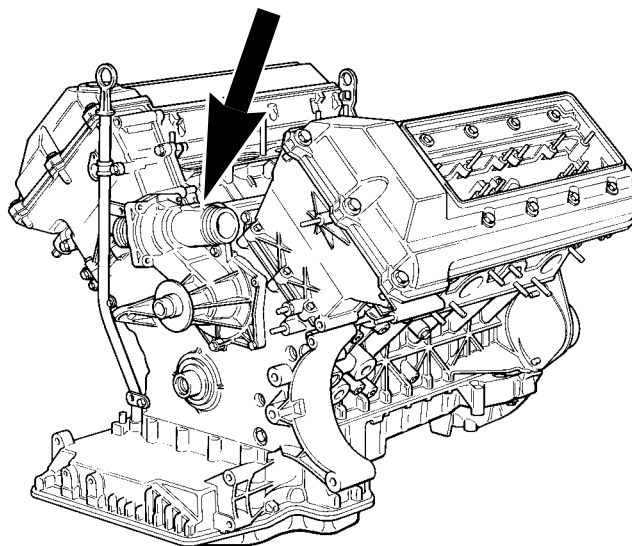
M60



Powerplant identification code		Part number			Engine type
current	old				
308S1 01 A		11	00	1747720 E	M60 B30
308S1 02 A		11	00	1747722 E	M60 B30
308S1 03 A		11	00	1747724	M60 B30
308S1 04 A		11	00	1747738 E	M60 B30
308S1 05 A		11	00	1747740 E	M60 B30
308S1 06 A		11	00	1742238 E	M60 B30
308S1 07 A		11	00	1742239 E	M60 B30
308S1 08 A		11	00	1742241 E	M60 B30
308S1 09 A		11	00	1742265 E	M60 B30

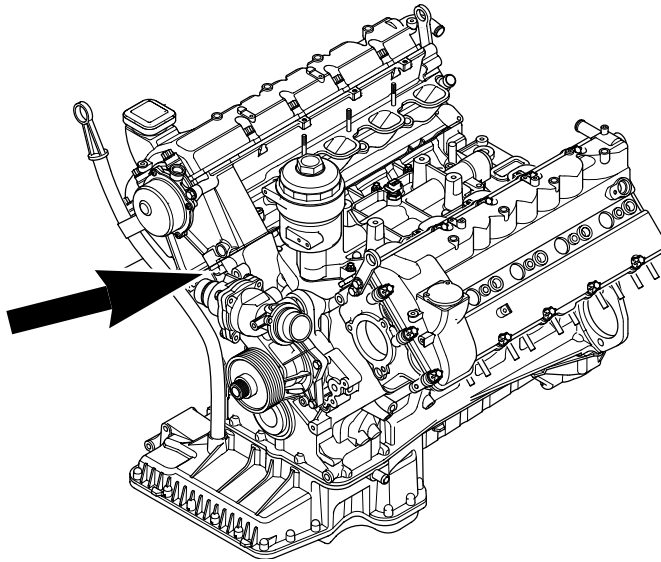
308S1 10 A	11	00	1742266 E	M60 B30
308S1 11 A	11	00	1742268 E	M60 B30
308S1 12 A	11	00	1435192	M60 B30
308S1 13 A	11	00	1435194	M60 B30
308S1 14 A	11	00	1435196	M60 B30
308S1 15 A	11	00	1435198	M60 B30
308S1 16 A	11	00	1435200	M60 B30
308S1 18 A	11	00	1435204	M60 B30
308S1 19 A	11	00	1435206	M60 B30
308S1 20 A	11	00	1435208	M60 B30
408S1 01 A	11	00	1747732 E	M60 B40
408S1 02 A	11	00	1747734 E	M60 B40
408S1 03 A	11	00	1747736	M60 B40
408S1 04 A	11	00	1728886	M60 B40
408S1 05 A	11	00	1728889	M60 B40
408S1 06 A	11	00	1742244 E	M60 B40
408S1 07 A	11	00	1742245 E	M60 B40
408S1 08 A	11	00	1742247 E	M60 B40
408S1 09 A	11	00	1742271 E	M60 B40
408S1 10 A	11	00	1742272	M60 B40
408S1 11 A	11	00	1742274 E	M60 B40
408S1 12 A	11	00	1742279	M60 B40
408S1 13 A	11	00	1742280 E	M60 B40
408S1 14 A	11	00	1435210	M60 B40
408S1 15 A	11	00	1435212	M60 B40
408S1 16 A	11	00	1435214	M60 B40
408S1 17 A	11	00	1435228	M60 B40
408S1 18 A	11	00	1435230	M60 B40
408S1 19 A	11	00	1435216	M60 B40
408S1 20 A	11	00	1435218	M60 B40
408S1 22 A	11	00	1435222	M60 B40
408S1 23 A	11	00	1435224	M60 B40
408S1 24 A	11	00	1435226	M60 B40
408S1 25 A	11	00	1435232	M60 B40
408S1 26 A	11	00	1435234	M60 B40
408S1 21 A	11	00	1435220	M60 B40

M62



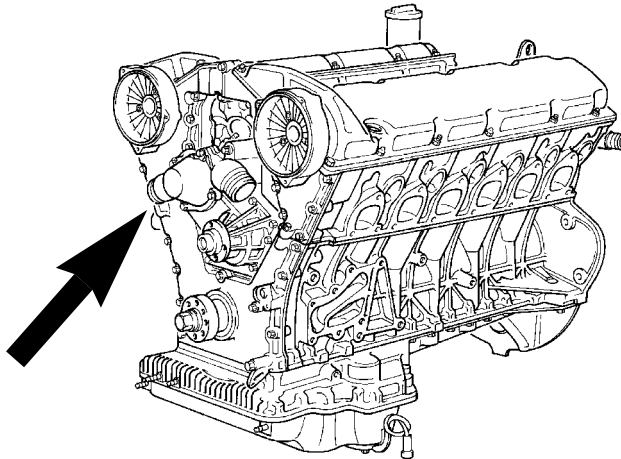
Powerplant identification code		Part number			Engine type
current	old				
358S1 01 A		11	00	1745569	M62 B35
358S1 02 A		11	00	1745571	M62 B35
358S1 03 A		11	00	1745577 E	M62 B35
358S1 04 A		11	00	9070774	M62 B35
358S1 05 A		11	00	9070777	M62 B35
358S2 01 A		11	00	1439762	M62 B35
358S2 02 A		11	00	1439764	M62 B35
448S1 ?? A		11	00	1710969	M62 B44
448S1 01 A		11	00	1745573	M62 B44
448S1 02 A		11	00	1745575	M62 B44
448S1 03 A		11	00	9070780	M62 B44
448S1 04 A		11	00	9070784	M62 B44
448S1 05 A		11	00	9064866	M62 B44
448S1 06 A		11	00	9071099	M62 B44
448S1 07 A		11	00	9064868	M62 B44
448S1 08 A		11	00	9071102	M62 B44
448S2 01 A		11	00	1439766	M62 B44
448S2 02 A		11	00	1439768	M62 B44

M67



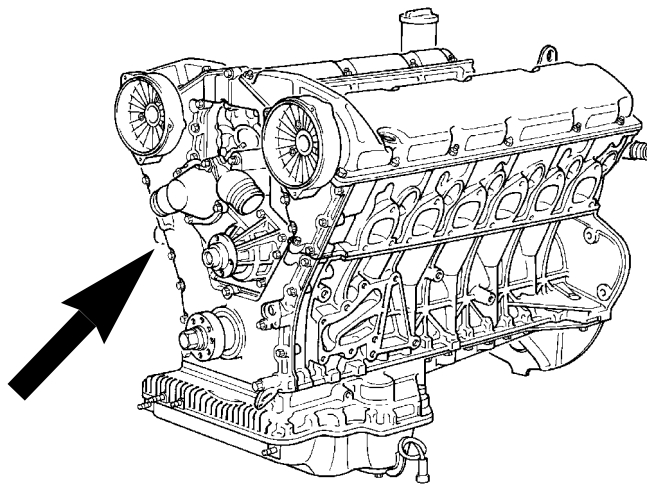
Powerplant identification code		Part number			Engine type
current	old				
398D1 01 A		11	00	7781488	M67 D40

M70



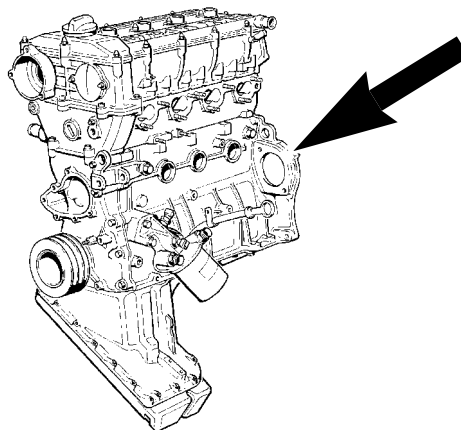
Powerplant identification code		Part number			Engine type
current	old				
5012A 01 A	501201 A	11	00	1733530	M70 B50
5012A 02 A	501202 A	11	00	1733531	M70 B50
5012A 03 A	501203 A	11	00	1733534 E	M70 B50
5012A 04 A	501204 A	11	00	1733535	M70 B50
5012A 05 A	501205 A	11	00	1733972	M70 B50
5012A 06 A	501206 A	11	00	1733973	M70 B50
5012A 07 A	501207 A	11	00	1733975	M70 B50

M73



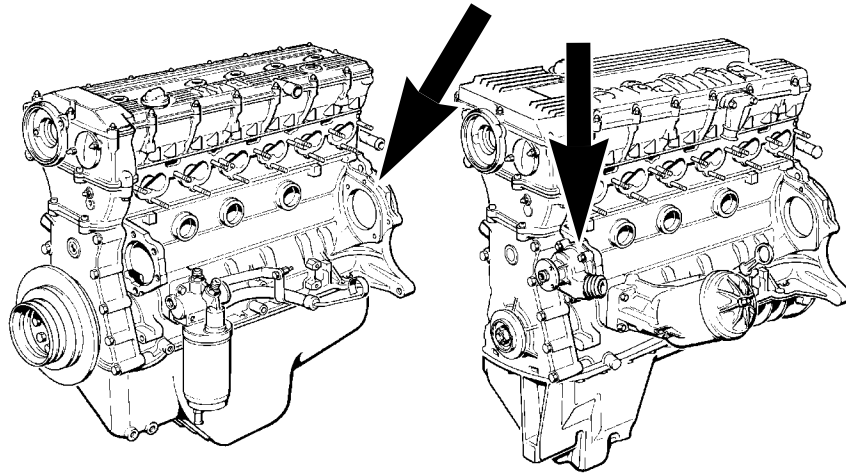
Powerplant identification code		Part number			Engine type
current	old				
54121 01 A		11	00	1742250	M73 B54
54121 02 A		11	00	1742251	M73 B54
54121 03 A		11	00	1742253 E	M73 B54
54121 04 A		11	00	1742256	M73 B54
54121 05 A		11	00	1742257	M73 B54
54121 06 A		11	00	1435360	M73 B54
54121 07 A		11	00	1436918	M73 B54
54121 08 A		11	00	9070804	M73 B54
54121 09 A		11	00	9070806	M73 B54
54121 10 A		11	00	9070812	M73 B54
54121 11 A		11	00	9070814	M73 B54
54122 01 A		11	00	1439784	M73 B54
54122 02 A		11	00	1439786	M73 B54

S14



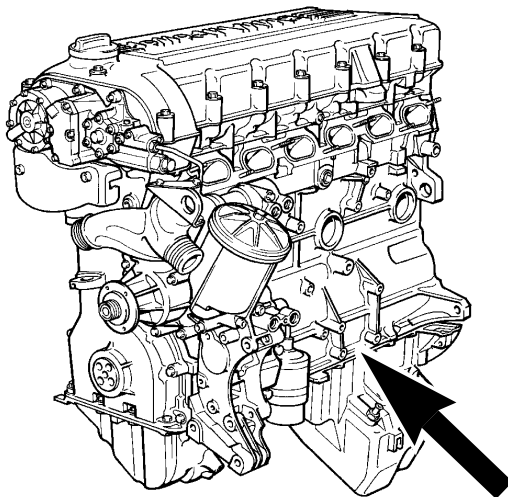
Powerplant identification code		Part number			Engine type
current	old				
204EA 01 A	204E 01 A	11	00	1312551	S14 B20
234EA 01 A	M3/A 01 A	11	00	1316995	S14 B23
234EA 02 A	M3/A	11	00	1312271 E	S14 B23
234S1 01 A	234S 02 A	11	00	1312717	S14 B23
234S2 01 A	234S 03 A	11	00	1316997	S14 B23
254S1 01 A	254S 01 A	11	00	1316976	S14 B25

S38



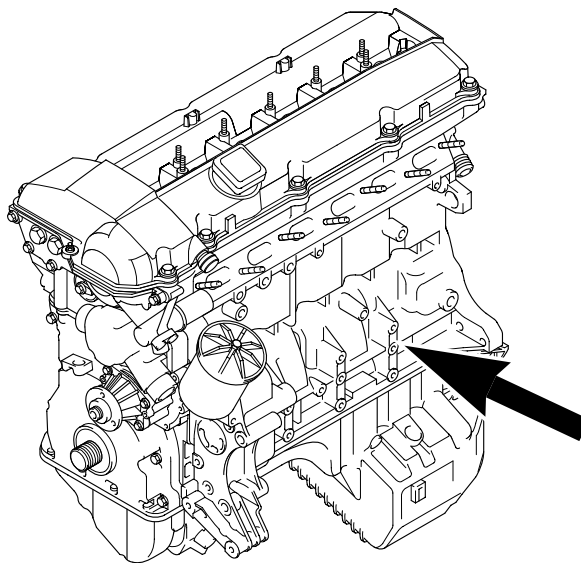
Powerplant identification code		Part number			Engine type
current	old				
356EB 01 A	M1	11	00	1305212 E	S38 B35
356ED 01 A	635M A	11	00	1307758	S38 B35
356ED 02 A	M745ZA A	11	00	1307761	S38 B35
356EE 01 A	S38KAT A	11	00	1310615 E	S38 B35
356EE 02 A	S38/1KAT A	11	00	1311713 E	S38 B35
356EE 03 A	S38/1KAT A	11	00	1316988	S38 B35
356EY 01 A		11	00	1310097	S38 B35
366S1 01 A	366S 03 A	11	00	1316704	S38 B36
366S1 02 A	366S 02 A	11	00	1315562 E	S38 B36
366S2 01 A	366S 04 A	11	00	1317228 E	S38 B36
386S1 01 A		11	00	1401349	S38 B38
386S1 02 A		11	00	1401725	S38 B38

S50



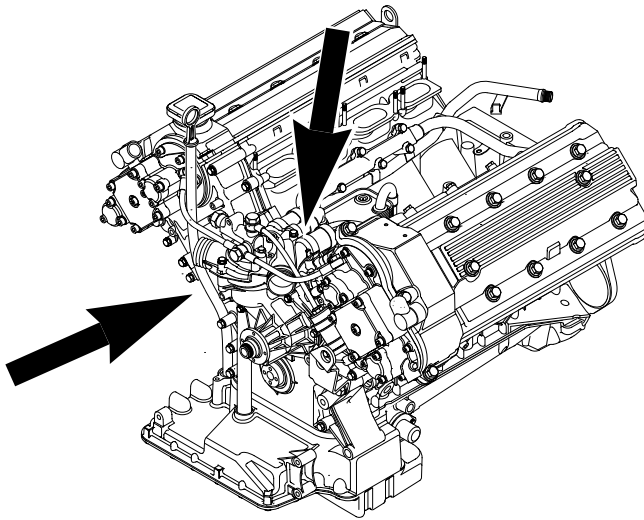
Powerplant identification code		Part number			Engine type
current	old				
306S1 01 A		11	00	1402379	S50 B30
306S1 02 A		11	00	1404503	S50 B30
306S2 01 A		11	00	1403803 E	S50 B30
306S2 02 A		11	00	1404959	S50 B30
326S1 01 A		11	00	1405257	S50 B32
326S3 02 A		11	00	1405547	S50 B32

S52



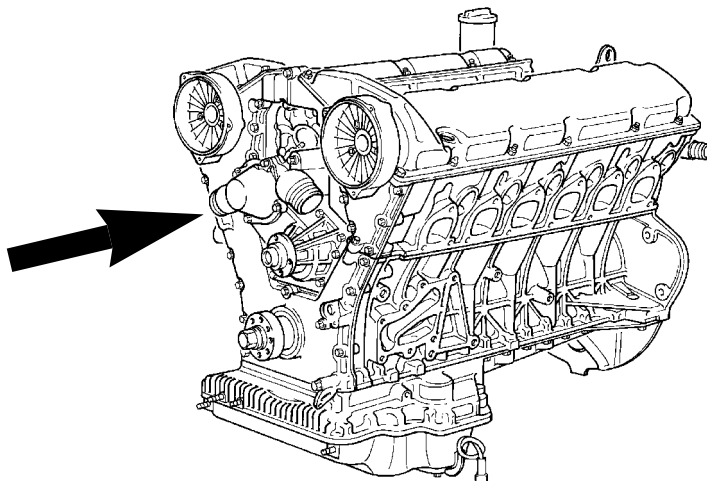
Powerplant identification code		Part number			Engine type
current	old				
326S2 01 A		11	00	1405513	S52 B32
326S2 02 A		11	00	1406689	S52 B32

S62



Powerplant identification code		Part number			Engine type
current	old				
508S1 01 A		11	00	1407803	S62 B50
508S1 02 A		11	00	7830047	S62 B50

S70



Powerplant identification code		Part number			Engine type
current	old				
56121 01 A		11	00	1402348	S70 B56
56121 02 A		11	00	1402906	S70 B56



Freude am Fahren

Printing errors, omissions and changes excepted
©BMW AG Not to be reproduced wholly or in part
without the written permission of BMW AG, Munich
Printed in Germany
06/99 Part number 01 31 0 007 731